

Young People's Survey Results: Berwick St James

Appendix A

FINAL: Last Revised 16th August 2012

Report Author: Michelle Droué Woodhouse



INTRODUCTION

Young people aged 11 to 17 living in Berwick St James were asked to participate in a survey to share their views and ideas about living in the village. This survey complemented the main survey targeting adults at least 18 years old. The committee received 10 completed surveys from young people in the village with ages ranging from 11 to 17.

This report summarises the quantitative and qualitative findings as well as next steps from the Young People’s Survey. The quantitative sections of the survey requested participants to rate based on a scale of 0 (low) to 5 (high). And qualitative comments and recommendations are included in each section. Below are the survey sections.

- A. Places, Services and Events within our Village
- B. Communications in our Village
- C. The Village Environment
- D. Interests
- E. Community Fund
- F. Your Future Outlook for Berwick St James
- G. Public Services and Amenities
- H. Contact Details
- I. Additional Ideas and Comments

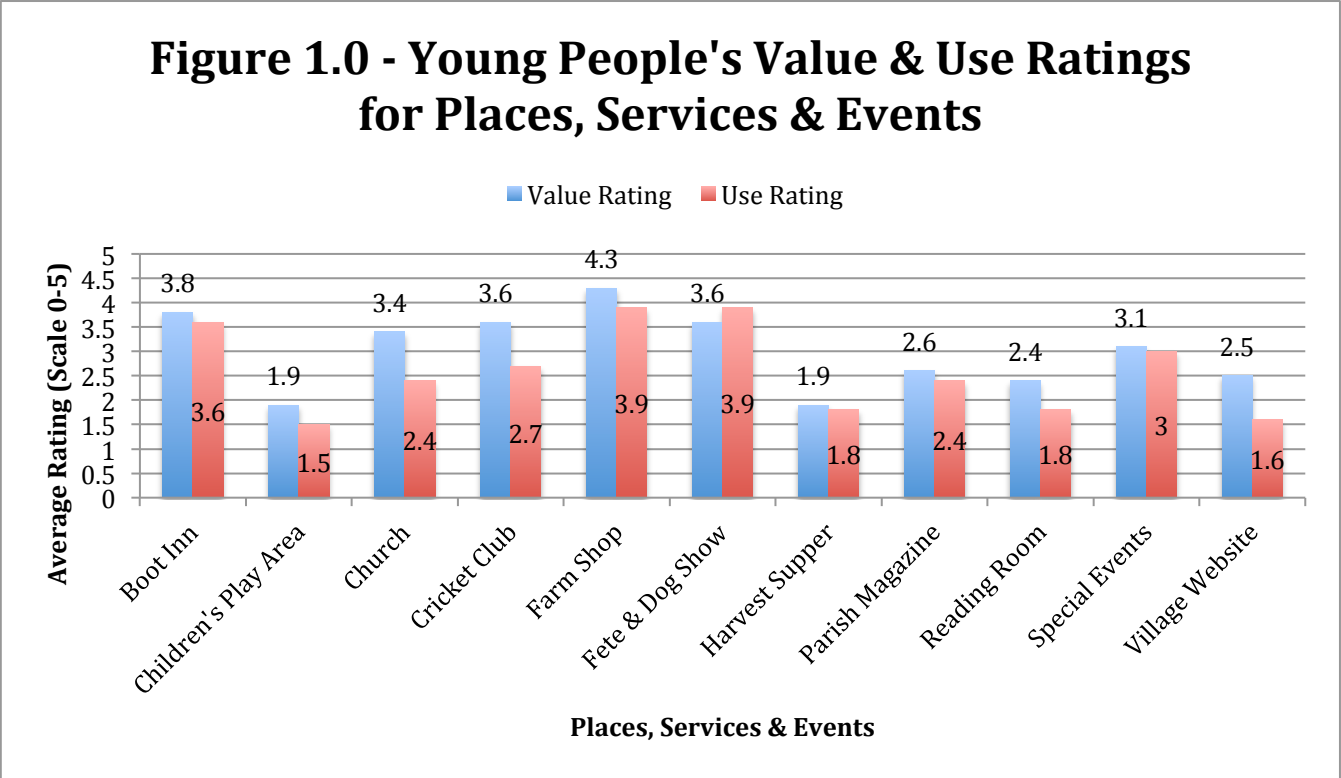
SURVEY RESULTS

A. Places, Services and Events within our Village

The Farm Shop was the highest valued service with an average rating of 4.3. The Farm Shop and the Fete & Dog Show received the highest use rating of 3.9. The children’s play area and the harvest supper received the lowest value ratings (1.9) and the children’s play area the lowest use rating (1.5). Please see the **Figure 1.0** below for details.

Participants expressed an interest in supporting all of these places, services and events except for the harvest supper. The Fete and Dog Show received the most interest with 60% of participants offering their help. Below are three recommendations:

- Improve/enlarge the Reading Room or use it for other activities and get-togethers
- Relocate the children’s play area and include in the village
- Provide film clubs

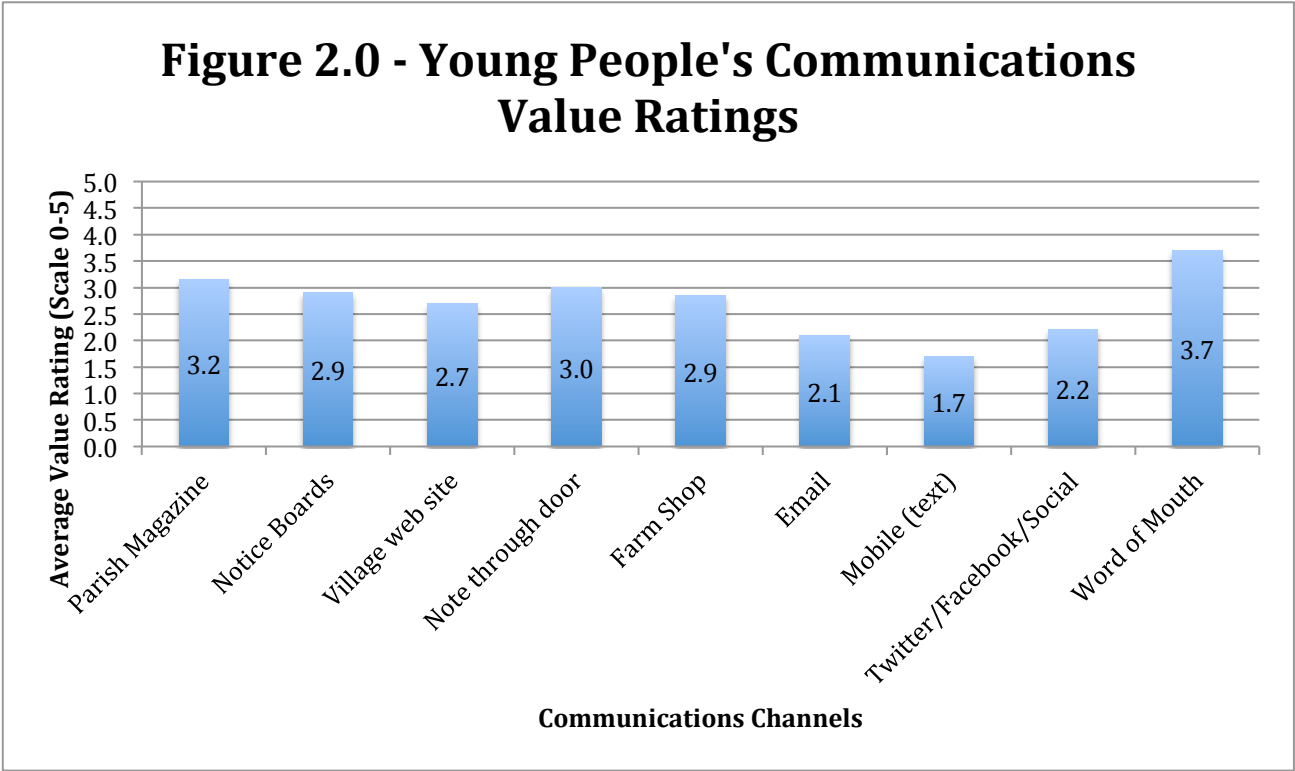


B. Communications in our Village

The survey demonstrated the participants prefer communicating by word of mouth with an average value rating of 3.7. Mobile/texting is their least preferred method of communicating with an average value rating of 1.7. The communications methods with the highest number of participants currently using them were word of mouth (50%), notice boards (50%) and parish magazine (50%). The communications methods that they would like to use in the future include Farm Shop (40%) and note through the door (40%). Please see the **Figure 2.0** below for details.

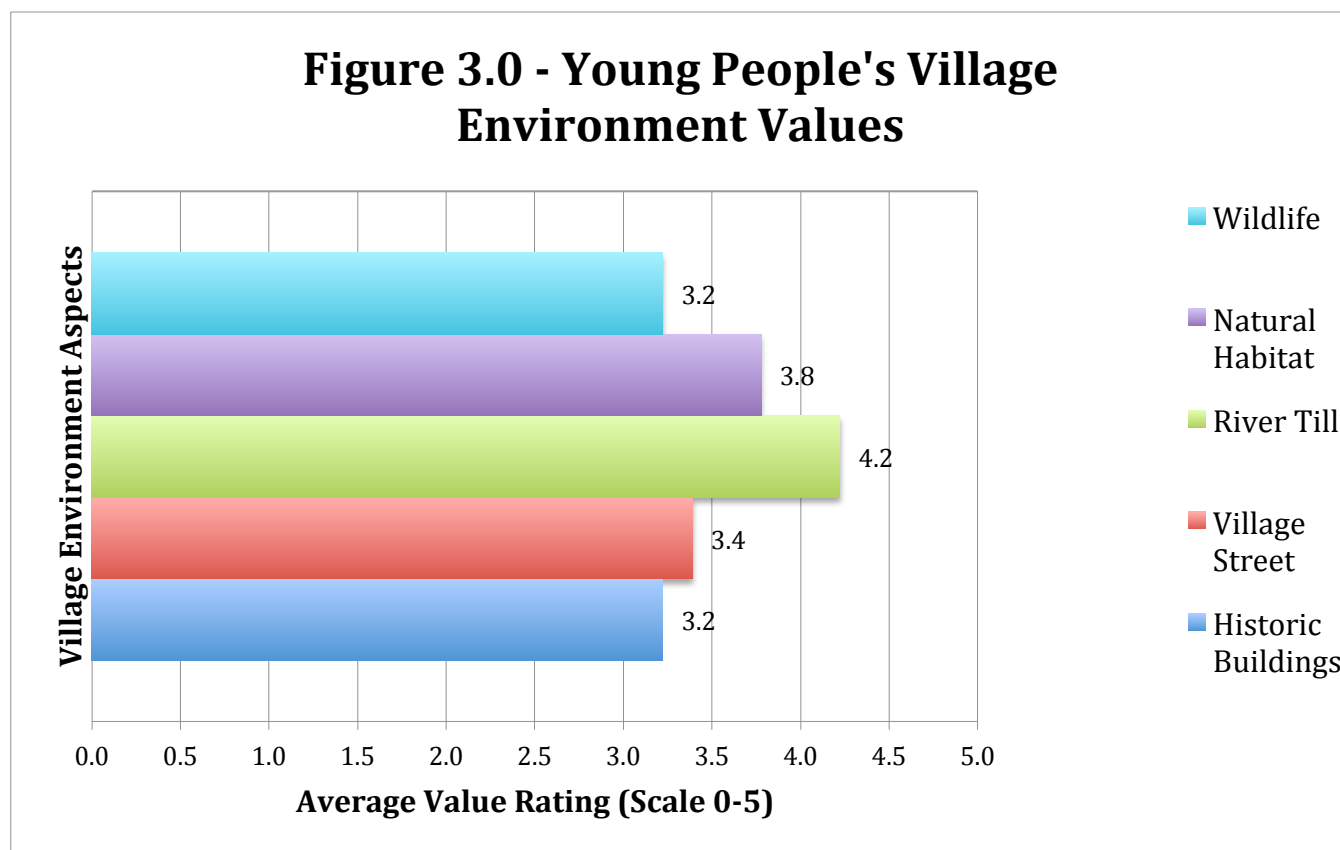
100% of the participants are interested in staying appraised of village activities and events. Below are two recommendations:

- Put a notice board of upcoming activities in the Farm Shop
- Send a letter to residents with activities occurring in the next fortnight



C. The Village Environment

The survey results demonstrate that the village environment is important to the participants, and that The River Till is the most highly valued aspect of the village with an average rating of 4.2 out of a maximum 5. There was a comment that ‘not enough people care about the river.’ The lower valued aspects of the village environment include historic buildings and wildlife, although they jointly have a positive average rating of 3.2 out of a maximum 5. Please see the **Figure 3.0** below for details.



D. Interests

Only 40% of the participants indicated that they would be interested in participating in activities such as lectures of interest, computing, football, fete, summer social events and many expressed interest in film nights. However, 70% of participants would definitely or possibly support organising these events.

E. Community Fund

Below are five recommendations to be supported by the Community Fund:

- Cricket pitch and pavilion with a new synthetic cricket mat
- Improve the Reading Room
- Relocate the children’s play area to the village and create activities targeting teenagers
- Add a tennis court
- Invest in a defibrillator

F. Your Future Outlook for Berwick St James

70% of the participants indicated that they would like to see future development in the village. Below are six recommended priority new/improved developments:

- Improve the cricket pavilion
- Improve/add sports facilities and play areas such as public tennis courts
- Improve the Reading Room or convert to a bungalow
- Add nice housing and new jobs/employment opportunities
- Improve the mobile library
- Improve River Till

Below are four aspects of the village that participants prioritise to remain the same:

- Church
- The Boot
- Farm Shop
- Do not add ‘bad’ housing

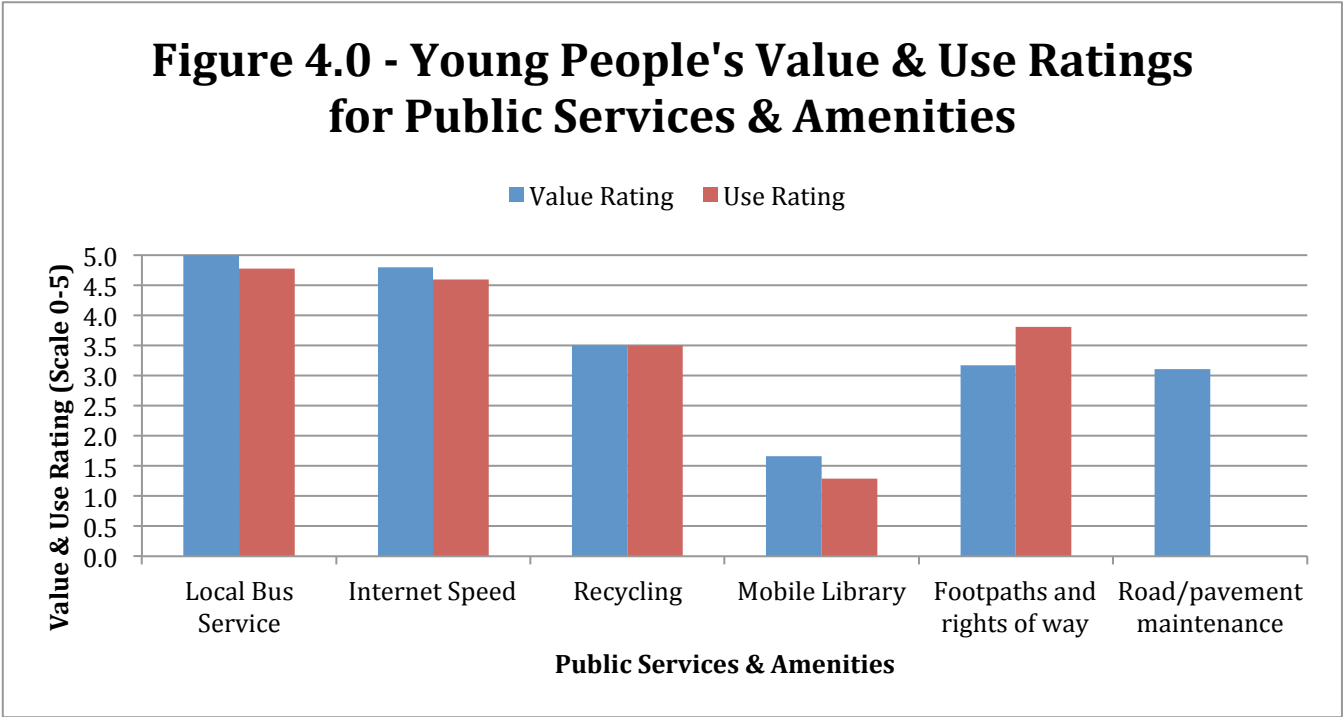
G. Public Services and Amenities

The survey demonstrated that the local bus service was the most valued public service in the village with an average rating of 5 on a scale of 0-5. It also had the highest use rating of 4.8 on a scale of 0-5. Internet speed also had high value (4.8) and use (4.6) ratings. The mobile library had the lowest value (1.7) rating and road/pavement maintenance had the lowest use rating (0). Please see the **Figure 4.0** below for details.

Below are two recommendations to improve public services and amenities:

- Bus to serve the village more frequently with a later final bus
- Advertise the mobile library and offer it at a better time during the day after school

Four of the participants expressed interested in improving the mobile library.



H. Contact Details

Most participants did not want to provide their contact details; however, a few have offered their emails and phone numbers to be contacted to support organising activities.

I. Additional Ideas and Comments

Most participants did not include additional ideas and comments on the survey; however, one participant reinforced the request to develop tennis courts in the village.

CONCLUSION & NEXT STEPS

The Purpose of the Young People’s Survey was to gather in as many of the thoughts, ideas and concerns of the young people in Berwick St James between the ages of 11 and 17 under specific headings and topics. The primary objective of this survey was to identify those aspects, which the young people in our village value and ideas for how to make improvements. These results provide insights into young people’s preferences that complement the main survey results for residents 18 years of age and older.

APPENDIX A – Young People’s Survey Results: Berwick St James

These results will be shared with the village in August 2012 to inform a subsequent open discussion in September 2012 to consider how they may be prioritised for action.